

1. General:

1.1. Product: Bite-retaining axle for determining the patient's bite situation, easily bendable for better adaptation to the jaw situation.

1.2. Scope of delivery:		Item no. Gebdi	Item no. Yeti		Item no. Gebdi	Item no. Yeti
Wax plates aroma free yellow soft	450 gram	81800		2350 gram	81900	
Bars aroma free						
yellow soft	490 gram	82100		1850 gram	82200	
green medium hard	490 gram	82400		1850 gram	82500	
Red hard	490 gram	82600		1850 gram	82700	
Sticks flavored						
yellow soft lemon	490 gram	63100	612-0490	1850 gram	63200	612-1850
green medium hard apple	490 gram	63400	614-0490	1850 gram	63500	614-1850
red hard strawberry	490 gram	63700	613-0490	1850 gram	63800	613-1850
Kobi Wax Bars	35 piece	83000				
Metal foil wax brown	60 piece	84200	605-0060			
Bite registration wax pink	75 piece	84300	606-2000			

1.3. Manufacturer address:  gebdi DENTAL-PRODUCTS GmbH, Industriestraße 3a, 78234 Engen Germany, Phone: 07733-941016, FAX: 07733-6434 info@gebdi-dental.com

1.4. Storage conditions: Storage at room temperature min. +10° C to + 30° C. Protect from direct sunlight. At temperatures below 8° C especially at temperatures in the minus range increased susceptibility to breakage. Protect packages from impact and dropping.

1.5. Contraindication: In individual cases with incompatibilities / allergies to all components of the wax raw materials mentioned in the safety data sheet. For example kerosenes, beeswax, carnauba wax.

2. Intended use:

Bite-taking wax for use in the dental laboratory, especially in complete and partial denture prosthetics. For taking bites, or determining the bite situation, in the patient's mouth for a short time. The shape of the bite-taking wax can be changed by heating (open Bunsen flame / water basin). The softening or liquefaction of the wax for the actual bite taking in the patient's mouth, is to be carried out with suitable instruments by trained and suitable specialist personnel always outside the patient. Only insert sufficiently large and not too hot pieces into the patient's mouth to avoid swallowing, choking or burning the mucous membranes.

In case of improper use, all warranty and liability claims become void!

3. Risks and dangers in the application:

1. Ensure that persons not familiar with the product (e.g. children) do not come into contact with it.
2. Avoid hot wax drops on skin surfaces. Avoid inhalation of wax fumes during burning/burning out (protective clothing as required).
3. Wax may only be placed in the patient's mouth for a short time and not permanently.
4. Connect the bite block to the base body in such a way that there is no risk of the patient swallowing or choking.

Document:	Created on/by:	modified on/by:	Revision:	released on/from:	Page number:
BA	19.11.1997/TB	21.06.2024/TB	2	21/06/2024/TB	Page 1 from 2

Operating Instructions BA

4. Instruction manual:

4.1. Preparation

Open the packaging on the upper side at the corresponding marking/lid.

4.2. Application

Cut the wax bite block to length with a heated wax knife or suitable instrument and align and adjust it on the working model after slight heating (Bunsen burner/water bath). Model onto the base body and ensure sufficient adhesion using liquefied wax. Small pieces of bite wax should be avoided due to the small bonding surface to the base body.

4.3. After application

Return reusable remnants of the wax to the container, close the lid, protect from dust.








5. Disposal

Can be disposed of in residual waste in accordance with the applicable regulations. The outer packaging can be recycled (Dual System).

6. Durability:

Consumables should generally be used up quickly and immediately within a few months after opening the original packaging. The flavors are food safe and volatilize!

7. Symbols

	Manufacturer
CH-REP	Authorized person Switzerland
	CE Mark
R _x only	FOR DENTAL PROFESSIONALS ONLY (USA)
	Non-sterile product
	Order number
	Batch number
	Date of manufacture
	Usable until

Document:	Created on/by:	modified on/by:	Revision:	released on/from:	Page number:
BA	19.11.1997/TB	21.06.2024/TB	2	21/06/2024/TB	Page 2 from 2